

# CDD12

## Compact Coaxial Differential Dispersion System

### Features

- Compact, CDD<sup>™</sup> passive two-way system
- Coaxial Differential Dispersion<sup>™</sup> technology
- Elegant birch plywood enclosure
- User-rotatable coaxial drive unit
- Vertical and horizontal mounting options
- Screw-free perforated steel grille
- 8Ω nominal impedance
- Discreet mounting accessories
- Integral inserts for eyebolt suspension
- Black or white standard colour options

### Applications

- Live music clubs and bars
- Nightclubs
- Bars and restaurants
- Museums and AV spaces
- Convention centres
- Hotels
- Retail outlets
- Leisure centres
- Houses of Worship



The CDD12 is a compact, passive two-way system designed for installations that require high output levels. Its high-specification 12" (300mm) LF /1" exit HF Coaxial Differential Dispersion driver delivers perfect sound across the audience over medium-throw distances.

The Coaxial Differential Dispersion technology employed in the CDD12 delivers more consistent audience coverage than systems with fixed X° x Y° coverage patterns — projecting relatively more output to the rear of the audience, while having wide horizontal coverage close-up. Its innovative CDD driver achieves 'point source' summation of the LF and HF sections — eliminating off-axis variations in frequency response associated with non-coaxial designs. Improving on conventional coaxial designs, which can suffer from high-frequency beaming, the driver features a static waveguide that merges seamlessly with the unique cone shape — maintaining the dispersion pattern out to very high frequencies.

The LF driver has a 2.5" (65mm) voice coil and efficient motor with an aluminium demodulating ring to minimise distortion, while the HF driver utilises a 1.75" (44mm) polyimide

diaphragm and features a low-compression phase-plug to reduce non-linearity.

The visually-distinctive composite enclosure can be used in either horizontal (landscape) or vertical (portrait) orientation, with rotation of the driver easily accomplished by removing the screw-free, protective grille. The curved shape of the CDD12 allows it to be surface-mounted close to a wall via an optional wall bracket or suspended from a ceiling by eyebolts or a horizontal yoke option.

Finished in black (RAL9005) or white (RAL9016) as standard, the CDD12 can be supplied in any RAL colour to order.

A full-range, passive two-way system, the CDD12 should be used with a compatible controller with appropriate limiter settings to provide system protection.

When used with the DX4.0 controller or an iKON amplifier, there now enhanced DSP and FIR based pre-sets to deliver the absolute maximum performance and fidelity while limiter settings protect the integrity of the system.

# CDD12

## Compact Coaxial Differential Dispersion System

### Technical Specifications

#### Acoustical

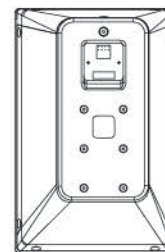
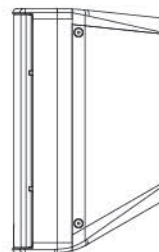
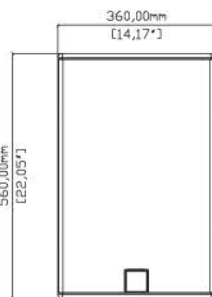
TYPE	Compact, high-output, Coaxial Differential Dispersion passive two-way system
FREQUENCY RESPONSE (5)	62Hz-20kHz $\pm$ 3dB, -10dB @ 50Hz
DRIVER	LF: 12" (300mm)/2.5" (63.5mm) voice coil, long excursion, shared ferrite motor system with HF HF: 1" (25mm) exit/1.7" (44mm) voice coil, polyimide dome compression driver
RATED POWER (2)	300W AES, 1200W peak
RECOMMENDED AMPLIFIER	iK81, VIA2502, VIA5002
SENSITIVITY (8)	97dB
MAXIMUM SPL (9)	122dB continuous, 128dB peak
NOMINAL IMPEDANCE	8 ohms
DISPERSION (-6dB)	110°-60° horizontal, 60° vertical (user-rotatable)
CROSSOVER	1.9kHz passive
ENCLOSURE	38 litre, birch plywood
FINISH	Black or white textured paint
PROTECTIVE GRILLE	Black or white perforated steel with scrim cloth backing
CONNECTORS	Low profile 20A push-lock
PIN CONNECTIONS	Left to right: Input+, Input -, Link -, Link+
FITTINGS	6 x M8 inserts for wall bracket 10 x M8 fly points
DIMENSIONS	(W) 360mm x (H) 560mm x (D) 350mm (W) 14.17ins x (H) 22.05ins x (D) 13.78ins
WEIGHT	19kg (41.89 lbs)
ACCESSORIES	CDDWB10/12B wall bracket black CDDWB10/12W wall bracket white CDDY12B yoke assembly black CDDY12W yoke assembly white

#### Notes

- (1) Measured on-axis in half (2pi) space at 2 metres, then referred to 1 metre.
- (2) AES Standard ANSI S4.26-1984.
- (3) Measured in half (2pi) space at 2 metres with 1 watt input, using band limited pink noise, then referred to 1 metre.
- (4) Measured in half (2pi) space at 2 metres using band limited pink noise, then referred to 1 metre.
- (5) Measured on-axis in open (4pi) space at 2 metres, then referred to 1 metre.
- (6) Measured in open (4pi) space at 2 metres with 1 watt input, using band limited pink noise, then referred to 1 metre.
- (7) Measured in open (4pi) space at 2 metres using band limited pink noise, then referred to 1 metre.
- (8) Measured in open (4pi) space at 2 metres with 2.83V input, using band limited pink noise, then referred to 1 metre.
- (9) Calculated at 1 metre.
- (10) Measured in half (2pi) space at 2 metres with 2.83V input, using band limited pink noise, then referred to 1 metre.

#### Trade Descriptions Act

Due to Martin Audio's policy of continuing improvement, we reserve the right to alter these specifications without prior notice. Martin Audio is committed to refining state of the art sound reinforcement, combining in-depth product and field applications research with advanced manufacturing techniques. Every Martin Audio product is built to the highest manufacturing standards and rigorously tested to ensure that it meets the performance criteria specified in the design.



CDD12