

CDD-LIVE Dante Firmware Update – October 2020

An upgrade to the Dante Ultimo card within CDD-LIVE and SXP has been implemented.

The original Ultimo ULT device was made obsolete in late 2019 and has been replaced with a newer version (UXT). Both versions will communicate with one another, however firmware versions are not aligned.

Currently supported CDD-LIVE and SXP Dante firmware revisions for each Ultimo hardware version are as follows:

ULT – 3.10.4.1

UXT – 3.10.3.1

All CDD-LIVE and SXP devices that contain the UXT Dante card are shipping with the latest firmware revision, therefore an update is NOT required. Only ULT devices currently on outdated firmware are subject to upgrade.

Updating CDD-LIVE Dante Firmware

In order to upgrade the Dante firmware to match the stated revisions above, Dante Firmware Update Manager is used. This can be downloaded [here](#).

CDD-LIVE and SXP cabinets that contain old ULT hardware will only be available in Dante Firmware Update Manager during the discovery process. If your device is not discovered, then it contains the ULT hardware and no further action is required.

Follow the steps below to update Dante firmware:

1. Whilst connected to CDD-LIVE, open the Dante Firmware Update Manager and select the connected network interface. *If only one network interface is connected, it will be automatically selected.* **WiFi is not supported.**



CDD-LIVE Dante Firmware Update – October 2020

2. Select **Update Dante Firmware** from the available options.

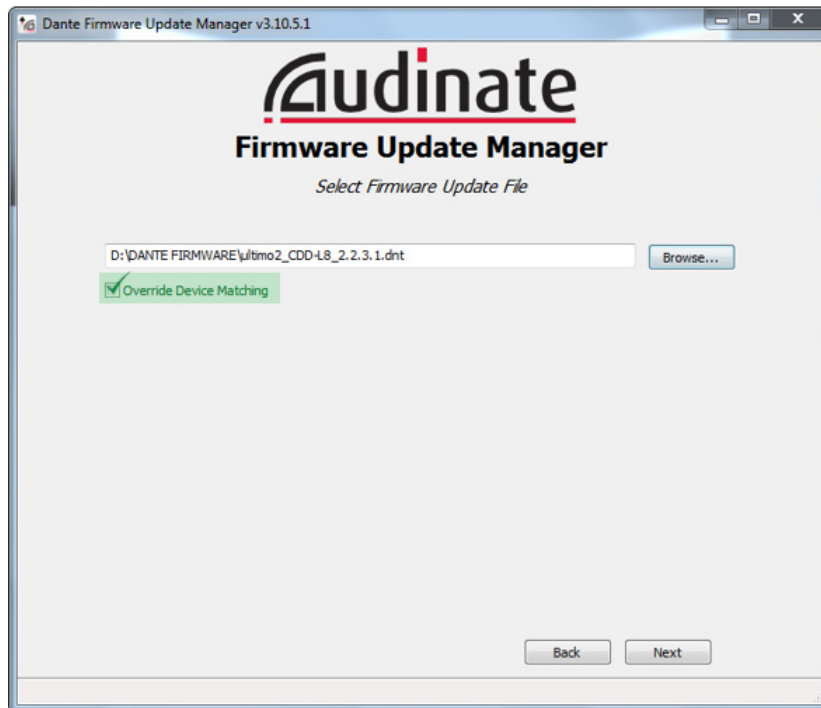


3. Browse the user directory for the downloaded ULT Dante firmware attached with this document. *Note that all UXT devices are shipping with current firmware revision, therefore an update is NOT required.*

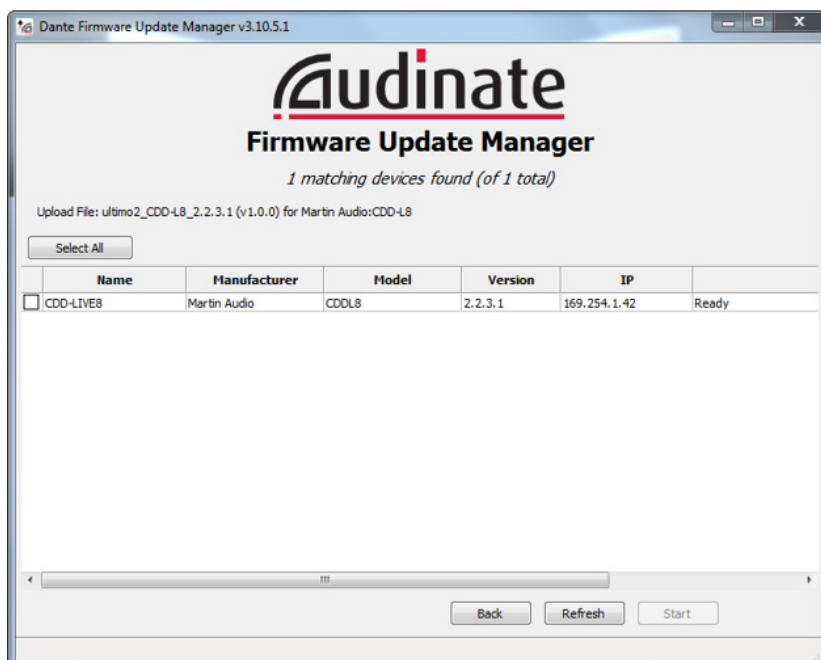


CDD-LIVE Dante Firmware Update – October 2020

4. Check **Override Device Matching**. As there is a single Dante firmware file for all CDD-LIVE and SXP products, this option must be selected in order to successfully discover the connected devices for update.
5. Confirm the decision to override.

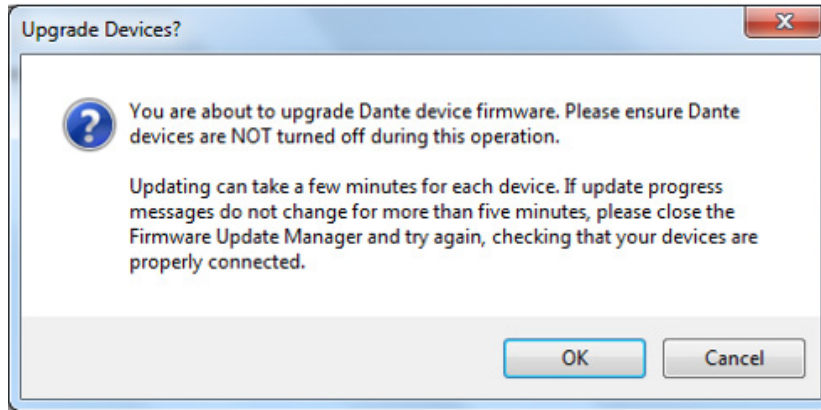


6. The Dante Update Manager will now search the network for any Ultimo devices.

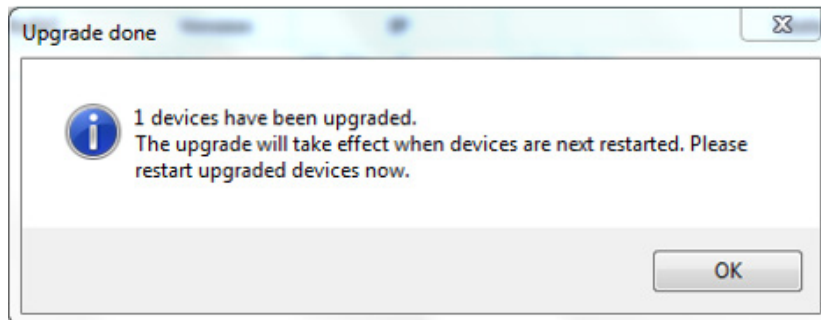


CDD-LIVE Dante Firmware Update – October 2020

7. Select all devices requiring an upgrade and **Start**.



8. Once completed, reboot devices to confirm Dante firmware update as successful.



If you have any queries, please contact our technical product support team [here](#).